

Bathroom Scale



Model: BG260R/R-A004

Thanks for choosing the RENPHO Bathroom Scale. Please read the instructions carefully before operating. We hope you enjoy using your new digital scale.

Caution!

When using digital scale, certain basic safety precautions must be followed, including the following:

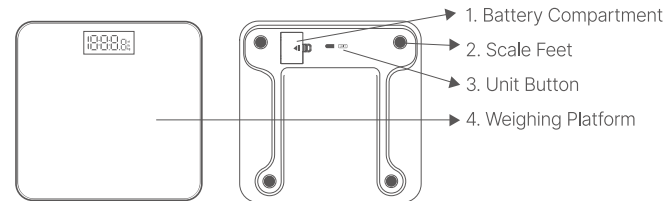
1. If the scale malfunctions, first check the battery power. Replace the batteries as necessary.
2. Check the device before each use. Do not use the device if damaged. The continuous use of a damaged unit may cause injury or inaccurate results.
3. Please keep the scale dry. Take caution when using the scale on wet and slippery surfaces.
4. The scale is fragile, please handle it with care.
5. This scale is a high-precision measuring device. Never jump on, stomp on, or disassemble the scale. Handle it carefully to avoid breakage.
6. The scale is not waterproof; never immerse the scale in water. To clean the surface, use a damp cloth or glass cleaner. Do not use soap or other chemical cleaning agents.

Product Specification

Product Size: 260 x 260 x 22mm/10.2 x 10.2 x 0.87inch (For model BG260R)
Product Size: 280 x 280 x 22mm/11 x 11 x 0.87inch (For model R-A004)
Powered by: 3 x AAA Batteries
Display: LED
Max Capacity: 180kg/400lbs
Division: 0.05kg/0.1lb
Weight Units: kg/lb/st:lb

Product Features

- ▶ Auto On/Auto Off
- ▶ Auto Calibration
- ▶ LED Display
- ▶ Low Battery/Overload Indication

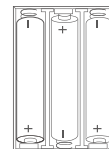


Battery Replacement

1. The battery compartment is on the base of the scale. Gently remove the battery cover at the arrow direction.
2. Insert 3 AAA batteries into the compartment correctly.
3. After inserting the batteries, install the compartment cover back.

Note:

Please be aware that the incorrect polarity may cause the permanent impact on the electronic parts.



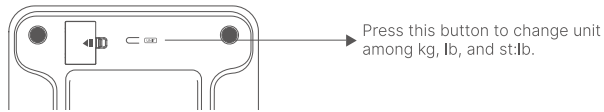
Operation

- Step 1: Place the scale on a solid and flat surface.
- Step 2: Gently step onto the scale and it will automatically turn on. Once the measurement is complete, the display will flash and show your weight.
- Step 3: The scale will automatically switch off after 15 seconds of inactivity.



Note:

1. Do not place the scale on carpets or other soft surfaces which may cause inaccuracy.
2. Keep your body steady while weighing. Do not wobble or shake your body.

Measurement Unit Conversion



Error Indication

-  "Lo" symbol on the display indicates that the battery power is low. Please replace the batteries.
-  "Err" symbol on the display indicates that the scale is overloaded (400lbs/180kg). Step off the scale to avoid damage.

Care and Maintenance

1. Always keep the scale in the horizontal position.
2. Do not expose to excessively wet or hot environments.
3. Avoid hitting or dropping the scale.
4. Do not put heavy things on the scale when not in use.
5. Do not overload the scale, otherwise, the sensor may be damaged.
6. Treat the scale with care as it is a highly precise electronic instrument.
7. Do not immerse this product in water.
8. Clean the scale with a soft damp cloth. Do not use chemicals or harsh abrasives.
9. Keep the scale surface dry and do not use it on a slippery floor.
10. To avoid slipping, do not weigh with wet feet.
11. The product is not for commercial use.

Battery Care

1. If the scale is not be used for long periods, it's recommended to remove the batteries to avoid damage.
2. Keep batteries out of reach of children.
3. Do not mix old and new batteries or different compositions or different brands in order to prevent possible leakage.
4. Do not heat or deform the batteries or expose them to fire.
5. The original batteries provided are NOT rechargeable. DO NOT attempt to recharge the batteries.

Warranty Policy

Your RENPHO product purchase is covered by a one-year limited manufacturer warranty from the date of delivery.

For warranty terms and conditions, please visit:
<https://renpho.com/pages/warranty-terms-and-conditions>

Note: Product registration is not required for the warranty. If you choose not to register your product, it will not diminish the product warranty.

Customer Service

Please feel free to contact us if you have any questions or concerns. RENPHO Customer Service Team guarantees a quick response and hassle-free solutions to any issue you may have within business hours.

TEL: +1(844) 417 0149 (US ONLY)
Monday-Friday 9:00AM-4:30PM
1800 MY RENPHO (1800 69 7367) (AU ONLY)
Monday-Friday 9:00AM-6:00PM (AEST)
Email: support@renpho.com (US&CA)
support-au@renpho.com (AU)

*For defective products or the return of items, please contact us with your order number within the specified warranty period. DO NOT dispose of any product parts as they may be required for inspection/repair.

FCC Regulatory Compliance

This device complies with part 15 of the FCC Rules. Operation is subject to the following two conditions: (1) This device may not cause harmful interference, and (2) This device must accept any interference received, including interference that may cause undesired operation.

Warning: changes or modifications not expressly approved by the party responsible for compliance could void the user's authority to operate the equipment.

Note: This equipment has been tested and found to comply with the limits for a Class B digital device, pursuant to Part 15 of the FCC Rules. These limits are designed to provide reasonable protection against harmful interference in a residential installation. This equipment generates, uses and can radiate radio frequency energy and, if not installed and used in accordance with the instructions, may cause harmful interference to radio communications.

However, there is no guarantee that interference will not occur in a particular installation.

If this equipment does cause harmful interference to radio or television reception, which can be determined by turning the equipment off and on, the user is encouraged to try to correct the interference by one or more of the following measures:

- Reorient or relocate the receiving antenna.
- Increase the separation between the equipment and receiver.
- Connect the equipment into an outlet on a circuit different from that to which the receiver is connected.
- Consult the dealer or an experienced radio/TV technician for help.

ISED Regulatory compliance

This device complies with Industry Canada licence-exempt RSS standard(s). Operation is subject to the following two conditions: (1) This device may not cause interference, and (2) This device must accept any interference, including interference that may cause undesired operation of the device.

Le présent appareil est conforme aux CNR d'Industrie Canada applicables aux appareils radio exempts de licence. L'exploitation est autorisée aux deux conditions suivantes:

- (1) l'appareil ne doit pas produire de brouillage, et
- (2) l'utilisateur de l'appareil doit accepter tout brouillage radioélectrique subi, même si le brouillage est susceptible d'en compromettre le fonctionnement.

US Importer: JOICOM CORPORATION

14129 The Merge Street, Building 3 Unit A, Eastvale, CA 92880

Manufacturer: Shenzhen Ruiyi Business Technology Co., Ltd.

Qianhai Complex A201, Qianwan Road 1, Qianhai Shenzhen-Hong Kong Cooperation Zone, Shenzhen, 518000 P.R.China